

NIMCET-2023

NIT MCA COMMON ENTRANCE TEST 2023

INFORMATION BROCHURE

Date and Time of Online Entrance Test

June 11, 2023 (Sunday), 09:00 AM to 11:00 AM (IST)

Participating NITs



NIT Agartala



MNNIT
Allahabad



MANIT Bhopal




NIT Jamshedpur



NIT Kurukshetra




NIT Raipur



NITK Surathkal



NIT
Tiruchirappalli



NIT Warangal

Coordinated by:



National Institute of Technology Jamshedpur

P.O: NIT Jamshedpur, Jharkhand, India, PIN: 831014

Secretary, NIMCET - 2023

E-mail: nimcet2023@nitjsr.ac.in

www.nimcet.in & www.nimcet.admissions.nic.in

Helpline number: 9341519389

INSTITUTE LEVEL COMMITTEE FOR NIMCET – 2023

PROF. Goutam SUTradhar

Chairman, NIMCET – 2023
Director,
National Institute of Technology, Jamshedpur

Prof. D A Khan

Secretary, NIMCET-2023
secretary.nimcet2023@nitjsr.ac.in

Prof.Amaresh Kumar

Joint Secretary, NIMCET-2023
jtsecretary_nimcet@nitjsr.ac.in

Dr M A Hassan

Joint Secretary, NIMCET-2023
jtsecretary_nimcet@nitjsr.ac.in

Members

- 1 Registrar, NIT Jamshedpur
- 2 Dr. Ch. Madhusudana Rao, Associate Professor, Department of Civil Engineering
- 3 Dr. KK Sharma, Assistant Professor, Department of Civil Engineering

Participating Institutions:



NATIONAL INSTITUTE OF TECHNOLOGY
JAMSHEDPUR

1



MOTILAL NEHRU
NATIONAL INSTITUTE OF TECHNOLOGY
ALLAHABAD

2



MAULANA AZAD
NATIONAL INSTITUTE OF TECHNOLOGY
BHOPAL

3



NATIONAL INSTITUTE OF TECHNOLOGY
TIRUCHIRAPALLI (TRICHY)

4



NATIONAL INSTITUTE OF TECHNOLOGY
AGARTALA

5



NATIONAL INSTITUTE OF TECHNOLOGY
KURUKSHETRA

6



NATIONAL INSTITUTE OF TECHNOLOGY
RAIPUR

7



NATIONAL INSTITUTE OF TECHNOLOGY
KARNATAKA SURATHKAL

8



NATIONAL INSTITUTE OF TECHNOLOGY
WARANGAL

9

PART [A] IMPORTANT POINTS IN A NUTSHELL

Admission to the M.C.A. program of the nine participating NITs is done through a common entrance test NIMCET. Candidates must apply for NIMCET-2023 through 'Online' only and they must follow the instructions strictly as given in the NIMCET-2023 website <https://www.nimcet.in>. Applications not complying with the instructions will be summarily rejected.

1. Online Submission of the Application Form

- Candidates have to register on NIMCET-2023 website by creating the login, password as instructed therein and then fill all the details as per the Online Form. Application system is made user-friendly as much as possible and enough help/ instructions/ guidelines have been provided in appropriate places in addition to the **FAQ (Frequently Asked Questions)** link provided on the top of the application page. Further, a link is also provided on the top of the webpage to **"Contact us"** for any assistance/ guidance.
- **The last date for submitting online application is 10/04/2023 (Monday) up to 5:00 PM. No requests in this regard shall be entertained thereafter.** However, edit window for successful applications will be available during 13/04/2023 to 17/04/2023.
- Candidates have to pay the non-refundable Application Processing Fee (Rs. 2,500/- for OPEN/OPEN-EWS/OBC Category and Rs. 1,250/-for SC/ST/PwD Category) only through the provisions made in the NIMCET-2023 website before the final submission of the online application form.
- All the relevant documents (duly self-attested and then scanned) should be uploaded along with the online application form.
- After duly filling up the application form and uploading of the necessary documents, the candidate should click **"Preview the Application"**, following which a preview of the entire application will be generated for viewing. The candidate is advised to carefully review this form and use **"Revise the Application"** button to go back to the application form, if required. Click on **"SUBMIT"** button only after assuring himself/herself that every entry is in order. Please note that no further review/ modification of the application will be possible after the final submission.
- Thereafter, a soft copy of the complete application form with unique Application Number will be generated in the downloadable **PDF** format. Applicants are advised to download and save the soft copy and also keep a hard copy of the application for further references.
- Applicants must quote their Application Number in all future correspondence.
- The generated application form will be accessible for download by the applicants up to **11/06/2023 (Sunday)**.
- Please ensure that all the supporting documents are uploaded as specified in the checklist.
- **Candidate's login name, email id, password and the security question (with its answer) are very important. They should remember these till the end of the NIMCET-2023 process.**
- **Candidates should not create multiple logins.** Any attempt to subvert the process will be viewed seriously.
- **Candidates should use only one mobile number and single email-id only to create an account.** Candidate must retain the same mobile number and email-id till admission process through NIMCET- 2023 is complete.
- The online application form submitted without uploading the proper supporting documents and e-receipt (document of proof of payment of the application fee) will be summarily rejected.
- **Hard copy of the application form and the supporting documents NEED NOT be sent to Coordinating institute.**

2. NIMCET-2023 team is not responsible for any user side network failures.

3. **Admit cards will NOT be sent to the candidates individually by post.** Eligible candidates can download their own Admit Cards from the NIMCET-2023 website <https://www.nimcet.in> on or after **01/06/2023 (Thursday)**. In the event of any difficulty/ problem in downloading the Admit Card, the candidates should send an e-mail to nimcet@nitjsr.ac.in between **02/06/2023 and 06/06/2023** giving details of the candidate's application number and proof for the remittance of fee. **Any such request on thereafter will not be entertained. Any telephonic requests shall not be entertained.**
4. Candidates are hereby advised to print the Admit Card on **precision printers only such as Laser Printers** (and not on Inkjet printers). Also, the candidate must preserve the Admit Card (used during the examination) till the entire process of admission is complete. **Request for issue of duplicate Admit Card will not be entertained after the examination in any case.**

Note: Ranks awarded to candidates in NIMCET examination were considered by some other Universities like, Indraprastha University, Delhi and HBTU, Kanpur, etc., for their admission purposes in the previous years. However, NIMCET-2023 has no role in their admission process. For details these institutes may be directly contacted.

This Space is intentionally left blank

CONTENTS

PART [A]		
1	About NIMCET 2023	7
2	Eligibility Criteria to Appear for NIMCET 2023	7
	2.1 Admission through NIMCET-2023	8
3	Eight Steps of Process of NIMCET-2023	8
4	Web Enabled Online Application Form	9
5	Application Processing Fee through NIMCET-2023 website	10
6	Instructions for Filling the Online Application	10
7	Scrutiny of Application Form and Issuance of Admit Card	12
8	Instructions to Candidates Appearing for the Test	12
9	List of Test Centers	13
10	MCA Seats in the Participating Institutes	13
11	Contact Details of Participating NITs	15
12	Test Pattern	17
	12.1 Award of Marks	17
	12.2 Syllabus for NIMCET-2023 Test	17
13	Qualifying Criteria for Allotment of Rank	18
14	Admission Procedure	18
15	Disclaimer	19
16	Legal Jurisdiction	19
17	Contact Details of NIMCET-2023 office	19
18	Certificates (Proforma)	20
19	Important Dates	27
20	NIMCET-2023 at a Glance	28
PART [B]		
B	Counselling; Details and Procedure	29
	Online Counselling Registration Process	30
	Special Round of Counselling	38
	IMPORTANT DATES for E Counseling and Admission	49

1 ABOUT NIMCET 2023

National Institutes of Technology (NITs) are Institutes of National Importance and are Centrally Funded Technical Institutes. The **NIT MCA Common Entrance Test (NIMCET)**, is a National Level Test conducted by NITs for admission to their Master of Computer Applications (MCA) program. The admission to the MCA program to the nine NITs at Agartala, Allahabad, Bhopal, Jamshedpur, Kurukshetra, Raipur, Surathkal, Tiruchirappalli (Trichy), and Warangal for the year 2023-24 is based on the **Rank obtained in NIMCET-2023** only. The Curriculum and Syllabi of Master of Computer Applications (MCA) program offered by NITs are designed considering the needs of different Information Technology firms in India and abroad. MCA graduates have high potential for jobs in the IT Sector.

2 ELIGIBILITY CRITERIA TO APPEAR FOR NIMCET 2023

Indian Nationals securing at least 60% marks in aggregate or 6.5 CGPA on a 10-point scale (55% marks or 6.0 CGPA on a 10-point scale in case of SC/ ST/PwD) in

(i) Any UG program of minimum Three years with Mathematics/ Statistics as one of the subjects

OR

(ii) B.E./ B.Tech. from a recognized University/Institution

are eligible to appear for NIMCET-2023. Conversion of scored marks from CGPA to percentage and vice-versa is not permitted.

(CGPA other than 10-point scale will be converted to 10-point scale based on unitary method)

Candidates who are appearing for the qualifying examination are also eligible to apply for NIMCET-2023 and such candidates shall have to furnish the proof (in the form of a certificate issued by the Head of institution where the candidate has been studying / has studied) of candidature for appearing in the examinations during the academic year 2023-24. All candidates shall submit the proof of fulfilling the eligibility criteria of NIMCET- 2023 at the time of Counseling/Admission but not later than **15/09/2023 (Friday)**, failing which their admission is liable to be cancelled by the respective NITs.

Note: *Students who have completed/completing Bachelor Degree Program of minimum Three years with Mathematics/ Statistics as one of the subjects from Open Universities are also eligible to apply provided the program is approved by UGC/ AICTE and Distance Education Council (DEC) of Govt. of India.*

The percentages of marks / CGPA in the qualifying degree are to be calculated on the basis of marks / grade points obtained in all the subjects studied in all the years including languages, optional and additional subjects studied, if any. The aggregate of marks / grade points secured in all the subjects in all the years computed using this method of calculation alone be considered by NIMCET-2023 for deciding the eligibility.

2.1 ADMISSION THROUGH NIMCET-2023

The candidates who appeared and obtained marks in NIMCET-2023 will be allotted ranks by adopting the criteria stated in section 13 of this brochure (see section 13 for details). The candidates who obtained rank in NIMCET-2023 only shall be eligible for admission into MCA program in the participating institutes. Important features regarding the eligibility criteria, online application for NIMCET-2023, syllabus for the test, test centers, criteria to award a rank, rank card, admission procedure, list of participating institutes with total number of seats, seat distribution, contact details, admission schedule are given in this brochure. Candidates are advised to read this information brochure carefully. Candidates are also advised to visit our website <https://www.nimcet.in> regularly for updates till the end of counseling.

3 EIGHT STEPS OF PROCESS OF NIMCET-2023

The entire process that a candidate has to undergo consists of eight steps:

- [1]. **Registration and Application through Online for the test:** All the eligible candidates should first register using the link provide on the website <https://www.nimcet.in> by entering the personal email-id and the personal mobile number between **05/03/2023 (Sunday) to 10/04/2023 (Monday) till 5:00PM IST**. After submitting this information, an email will be sent to the mentioned email-id and the candidate will see a message accordingly on the webpage. **The candidates must use only this email-id and the mobile number for all NIMCET-2023 correspondences.**

Documents (Soft Copies) may be needed for completing the registration are:

- Soft copy of a recent passport size photograph (of size between 50 KB and 1 MB)
- Soft copy of the signature (in Royal Blue/ Black colour only and of size between 50 KB and 1 MB)
- All the mark sheets/ grade cards and the certificates in pdf format (duly self-attested and scanned) (max. size 1 MB each)
- A valid proof of Identity in pdf format [such as Aadhaar Card/ PAN Card/ Voter ID Card/ Driving License] (max. size 1 MB each)

Fill the application form carefully and submit the generated application form on or before **10/04/2023 (5.00 PM IST)**. Please see section 4 for details.

- [2]. **Writing NIMCET-2023 TEST:** Eligible candidates can download their own Admit Cards from <https://www.nimcet.in> between **01/06/2023 (Thursday) to 11/06/2023 (Sunday)**. In the event of any difficulty/ problem in downloading the Admit Card, the candidates should

send an e-mail to nimcet@nitjsr.ac.in between **02/06/2023 (Friday) to 06/06/2023 (Tuesday)** giving details of the candidate's application number and proof for the remittance of fee. Telephonic requests will not be entertained. Candidate must print the Admit Card on **precision printers only such as Laser Printers** (and not on Inkjet printers). Also, the candidate must preserve the Admit Card (used during the examination) till the entire process of admission is complete. Request for issue of duplicate Admit Card will not be entertained after the examination in any case.

The NIMCET-2023 test is scheduled to be conducted on **11/06/2023 (Sunday)** at various test centers listed in the section 9. Candidates should be present in the examination hall of the test center one hour **before the schedule examination**. Syllabus and test pattern are given in the section 12 of this brochure.

- [3]. **Result declaration:** Candidates satisfying qualifying criteria (see section 13) will be awarded a Rank in NIMCET-2023 result. The results of the NIMCET-2023 test will be published tentatively on or before **26/06/2023 (Monday)**. The successful candidates will get an email containing the link to the website where the candidate can download the Rank Card.
- [4]. **Applying for counselling, Choice filling and locking:** Eligible students shall be allowed to apply for counselling process during **29/06/2023 (Thursday) to 04/07/2023 (Wednesday)**. PI refer to the counseling section of the brochure. The choices of candidates applying for counselling will be automatically locked by the server of NIMCET-2023 after **5.00 PM (IST) on 04/07/2023**. An application fee of Rs 1000/- shall be charged as counselling fee.
- [5]. **Online Seat Allotment and online reporting:** PI refer to the counselling section of the brochure. Candidates will be offered seats based on their choices in the order of NIMCET-2023 rank.
- [6]. **Getting Admitted into the Allotted Institute:** After the third round of allotment, all the allotted candidates (either in the first two rounds of allotment or in the third round of allotment) are required to physically present themselves at the latest allotted institute for admission as per the schedule published by the respective NIT.
- [7]. **Surrendering of seats by the candidates:** PI refer to the counselling section of the brochure.
- [8]. **Fresh Choice filling and final round of allotment:** After third round of regular counseling, the vacant seats in all the participating NITs will be published in the website <https://nimcet.admissions.nic.in> on **21/07/2023 (Friday)**. PI refers to the counselling section of the brochure.

4 WEB ENABLED ONLINE APPLICATION FORM

Eligible candidates as per section 2 are required to fill-in web enabled online application form from any place of their convenience. Candidates are required to register themselves in the NIMCET-2023 website <https://www.nimcet.in> by submitting their personal email-id and mobile number. An email will be sent to the personal email-id, wherein a web link will be provided for the registration process. By clicking on the link, the applicant is directed to the webpage where he/ she will first set the password and choose the security question and submit its answer. After this, the applicant will be directed to the application page. Candidates are advised not to create multiple logins. Any such attempt will be viewed seriously.

- **Username/ Login Id:** This will be the personal email-id (as submitted by the candidate while registering)

- **Password:** Password must be a string containing at least eight characters with at least one upper case alphabet, at least one lower case alphabet, at least one number, at least one special character such as *, \$, @, &, ^, -, =, +, /, etc.

For any further clarifications, the applicants may contact the helpline numbers during office hours.

Prof. D A Khan

Secretary, NIMCET -2023

Professor, Department of Computer Science & Engineering

National Institute of Technology Jamshedpur,

Jamshedpur – 831014, Jharkhand

E-mail: nimcet2023@nitjsr.ac.in

Helpline numbers: 9341519389

5 APPLICATION PROCESSING FEE THROUGH NIMCET-2023 WEBSITE

The non-refundable Application Processing Fee for NIMCET-2023 test and counselling for admission to the MCA program is Rs. 2,500/- for OPEN/OPEN-EWS/OBC category and Rs. 1,250/- for SC/ST/PwD category candidates. Candidates have to deposit an appropriate amount relevant to their category.

Candidates are required to deposit the processing fee online through NIMCET- 2023 website only.

6 INSTRUCTIONS FOR FILLING THE ONLINE APPLICATION

- [1]. The applicants first need to click the “**New Registration**” link to create new user account.
- [2]. In the “New User Registration” webpage, the applicants need to fill all the fields properly.
- [3]. Applicants need to ensure that valid e-mail-id and 10-digit mobile number have been entered in the respective places. [An email will be sent automatically to the given email-id, wherein a link will be provided to access the webpage to set your own password. *(If the mail is not found in the regular folder, the candidate is advised to check even the “SPAM” folder, as the spam filters of some mail service providers dump the first email from a new source to “SPAM” folder).*
- [4]. Candidates must remember their E-mail id, password, Security Question (and it's Answer) and Mobile number, entered in the application till the end of NIMCET-2023 process.
- [5]. **Candidates are not allowed to create multiple user logins.**
- [6]. **Filling the Application Form:** In the application form, the applicant should fill all the relevant personal and academic information (fields marked “Mandatory” should not be ignored), choose the three test centers in order of preference. The marks / grade points obtained in all the subjects studied in all the years including the languages, the optional and the additional subjects studied, if any, should be entered as in their respective Marks/ Grade Sheets.

- [7]. **Documents upload:** After filling in the Application Form, the applicant may be required to upload all the relevant documents such as the photograph, signature, proof of identity, proof of date of birth (SSLC/ 10th Marks Sheets/ Card), all other mark sheet/cards etc. and the Category/ Caste/ PwD certificate(s), whichever is applicable, (duly self-attested and scanned).
- [8]. **Payment Gateway:** After filling in the application form and uploading the relevant documents, the applicant shall go to the Payment Gateway and make the application fee payment, as applicable.
- [9]. **Final printing/ saving of the completed Application Form:** After the payment of the application fee is successfully done through the Payment Gateway, the page will show “**FINALLY SUBMIT**” button. By clicking on this button, the applicant is led to the webpage containing the PDF version of the completed application form. It may be noted that this application form contains unique “**APPLICATION REGISTRATION NUMBER**”. This is the final version of the application. The applicant is advised to download a soft copy of this application and also keep a printed copy of the same. **Please quote the application number for all future references and correspondence.**

NOTE

- [1]. Carefully check the eligibility requirements (section 2) of NIMCET-2023 as stated in this Information Brochure.
- [2]. Carefully read the instructions to fill in the online application form.
- [3]. The application will be rejected if the requirements are not met.
- [4]. OBC candidates have to satisfy both the caste and creamy layer requirements detailed on the following National Commission for Backward Classes (NCBC) website: <http://ncbc.nic.in/Home.aspx> Proforma for OBC certificate (*issued on or after April 1, 2022*) along with the undertaking given in Annexure-I is to be submitted (uploaded) while applying online. **However, the original certificate which is issued on or after April 1, 2023 by competent Authority has to be produced at the time of reporting and admission.**
- [5]. OPEN-EWS candidates have to satisfy the requirements as given by Government of India vide DoPT O.M. No. No.36039/1/2019-Estt (Res) dated 31st January 2019. Proforma for EWS certificate (*issued on or after April 1, 2022*) is to be submitted (uploaded) while applying online (Proforma is available at Annexure IV). **However, the original certificate which is issued on or after April 1, 2023 by competent Authority has to be produced at the time of reporting and admission.**
- [6]. SC/ST category candidates and Persons with Differently abled (PwD) candidates should use the respective Proforma given in Annexure II and III.
- [7]. Candidates who are in the Final Year and/ or whose results are awaited have to produce the certificate as per the Proforma given in Annexure-V.

7 SCRUTINY OF APPLICATION FORM AND ISSUANCE OF ADMIT CARD

For all eligible applicants, Admit Cards will be made available on the website, <https://www.nimcet.in>. No physical scrutiny of documents is carried out and the particulars filled by applicant is taken as it is. Any detail found wrong at later stage will lead to cancellation of application and such candidates shall be debarred from admission process. The applicants

can download their Admit Card after logging in to this website between **01/06/2023 (Thursday) to 11/06/2023 (Sunday)**. See section 3 (2). The candidates shall have to produce the Admit Card at the Test Centre, Counselling Centre / Remote Reporting Center and the Participating Institute at appropriate time. Therefore, the candidates are advised to keep their Admit Card in safe custody.

Admit Cards will not be sent to the candidates individually by post.

8 INSTRUCTIONS TO CANDIDATES APPEARING FOR THE TEST

Candidates have to report at the examination hall in the allotted test center with Admit Card before one hour. Since NIMCET-2023 is an online examination, the candidates are required to follow the instructions given at the test center for entry and allotment of terminal. The candidates must follow the instructions appearing on the screen of NIMCET 2023 for marking the correct answer in the examination. Calculators, mobile phones or any other electronic gadgets are **NOT** allowed in the examination hall. The tentative date of examination is 11/06/2023 during 9:00 AM to 11:00 AM.

The duration of NIMCET-2023 examination is **TWO hours** and question paper will consist of 120 multiple choice questions with four choices for each question. All rough work is to be done in the Test Booklet only. No separate sheet shall be provided for the rough work. For details regarding test pattern and marks distribution, please refer section 12 of the brochure.

This Space is intentionally left blank

9 LIST OF TEST CENTERS

Test Centers and Center Codes

Test Center	Center Code	Test Center	Center Code
Allahabad	: 11	Kurukshetra	: 26
Bhagalpur	: 12	Lucknow	: 27
Bhopal	: 13	Muzaffarpur	: 28
Bhubaneswar	: 14	Patna	: 29
Chandigarh	: 15	Raipur	: 30
Delhi	: 16	Ranchi	: 31
Guwahati	: 17	Rourkela	: 32
Hyderabad	: 18	Surat	: 33
Indore	: 19	Surathkal	: 34
Jaipur	: 20	Tiruchirappalli	: 35
Jalandhar	: 21	Varanasi	: 36
Jamshedpur	: 22	Warangal	: 37
Kanpur	: 23	Pune	: 38
Kolkata	: 24	Silchar	: 39
Kozhikode	: 25	Agartala	: 40

NOTE: This is a **tentative** list of test centers. If enough number of candidates do not opt for a particular center, then that center may be cancelled, and the center indicated as the next choice will be allotted automatically. However, in a situation where none of the three choices indicated by the candidate is available (which is unlikely), one of the available centers that is geographically nearest to the first preference center will be allotted.

10 MCA SEATS IN THE PARTICIPATING INSTITUTES

The category-wise availability of MCA Seats in the nine (09) participating NITs are given in the next page. However, the candidates are required to take note of the following: -

- [1]. **There is no separate state-wise quota.**
- [2]. **SC / ST / OBC / EWS / PwD Reservations – As per the Government of India Rules**
- [3]. **Seat Matrix: Subject to change**
- [4]. **NIT Kurukshetra has self-financing scheme for MCA program.** Please check the website of the respective NITs for fee structure under self-financing scheme.
- [5]. NIT Warangal and NIT Jamshedpur offers a three-year duration MCA program but with an option for the students to exit at the end of successful two years and the title of such exit would be Post -Graduate Advanced Diploma in Computer Applications.
- [6]. The duration of MCA program is three years in all the Participating Institutes with an exit option in 2 NITs as mentioned in s no 5. Please refer to the websites of the respective Institutes for further information.

SEAT MATRIX OF PARTICIPATING INSTITUTES (PARTICIPATING NITS)

NAME OF THE INSTITUTE	QUOTA	OP	OBC	SC	ST	EWS	PWD - OP	PWD - OBC	PWD - SC	PWD - ST	PWD - EWS	TOTAL
NIT Agartala	ALL INDIA	11	08	04	02	04	00	00	01	00	00	30
MNNIT Allahabad		45	29	16	08	11	02	02	01	01	01	116
MANIT Bhopal		44	30	16	08	11	02	01	01	01	01	115
NIT Jamshedpur		44	30	16	08	11	02	01	01	01	01	115
NIT Kurukshetra		25	16	09	05	06	01	01	01	00	00	64
NIT Kurukshetra (Self-Financing)		12	08	05	02	03	01	01	00	00	00	32
NIT Raipur		43	27	15	08	11	02	01	01	01	01	110
NITK Surathkal		22	15	09	04	06	01	01	00	00	00	58
NIT Tiruchirappalli		45	29	16	08	11	02	02	01	01	00	115
NIT Warangal*		22	15	09	4	5	1	1	0	0	1	58
TOTAL			313	207	115	57	79	14	11	7	5	5

* NIT Warangal and NIT Jamshedpur offers a three-year duration MCA program but with an option for the students to exit at the end of successful two years and the title of such exit would be **Post -Graduate Advanced Diploma in Computer Applications**.

LIST OF ABBREVIATIONS USED IN THE ABOVE TABLE: -

ABBREVIATION	STANDS FOR	ABBREVIATION	STANDS FOR
OP	Open / General	OBC-PwD	Other Backward Classes – Persons with Disability
OP-PwD	Open – Persons with Disability/ Differently Abled	SC	Scheduled Caste
OP-EWS	Open- Economically Weaker Section	SC-PwD	Scheduled Caste- Persons with Disability/Differently Abled
EWS-PwD	Economically Weaker Section– Persons with Disability	ST	Scheduled Tribe
OBC	Other Backward Classes	ST -PwD	Scheduled Tribe- Persons with Disability/Differently Abled

This Space is intentionally left blank

11 CONTACT DETAILS OF PARTICIPATING NITS

Nominated members for APEX Committee for NIMCET-2023

S. No.	CONTACT PERSON	CONTACT DETAILS	WEBSITE
1.	Prof G Sutradhar Director, NIT Jamshedpur	Chairman, NIMCET-2023 Director, National Institute of Technology Jamshedpur-831014 Tel: 0657-2373392(O), 0657-2373407(O) Fax:0657-2373246 E-mail: director@nitjsr.ac.in	www.nitjsr.ac.in
2.	Prof R S Verma	Director, MNNIT Allahabad, Prayagraj, 211004, UP Contact No: 0532-2251001 E-mail: director@mnnit.ac.in	www.mnnit.ac.in
3.	Prof. Prasad Krishna	Director, NITK-Surathkal, Mangalore-575025, Karnataka Email: director@nitk.edu.in Contact No. : 0824-2473000	www.nitk.ac.in
4.	Director, NIT Warangal	Director, NIT Warangal E-mail: director@nitw.ac.in Contact No.: 0870-2462686	www.nitw.ac.in
5.	Prof. (Mrs.) A. B. Soni	Director, NIT Raipur (director@nitrr.ac.in)	www.nitrr.ac.in
6.	Dr. G. Aghila	Director, National Institute of Technology Tiruchirappalli – 620015, Tamil Nadu. Email: director@nitt.edu	www.nitt.ac.in
7.	Director, NIT Agartala	Director, NIT Agartala NIT Agartala, Jirania, Tripura-799046 E-mail: nita.directorHumail.com Contact No: 0381-2546630	www.nita.ac.in
8.	Prof Sathans	Dean (Academic) Email: dean_academic@nitkkr.ac.in Contact no. 941 6334934	www.nitkkr.ac.in
9.	Dr. Madhvi Shakya	Professor & Head, Department of MBC Mobile No.: 9425027809 Email Id: madhvishakya@yahoo.co.in	www.manit.ac.in
10.	Prof D A Khan, Secretary, NIMCET- 2023	National Institute of Technology Jamshedpur-831014 E-mail: secretary.nimcet2023@nitjsr.ac.in	www.nitjsr.ac.in
11.	Prof Amaresh Kumar, Joint Secretary, Acad NIMCET-2023	National Institute of Technology Jamshedpur-831014 E-mail: jtsecretary_nimcet2023@nitjsr.ac.in	www.nitjsr.ac.in
12.	Dr M A Hassan, Joint Secretary, Admin & Technical, NIMCET- 2023	National Institute of Technology Jamshedpur-831014 E-mail: jtsecretary_nimcet2023@nitjsr.ac.in	www.nitjsr.ac.in

Nominated members for Technical Committee for NIMCET-2023

SL.N.	CONTACT PERSON	CONTACT DETAILS	WEBSITE
1.	Dr. Ashim Saha	Asstt. Professor, Department of Computer Science & Engineering, NIT Agartala, Barjala, Jirania, Tripura-799046 Email: ashim.cse@nita.ac.in Mobile: 9436556680	www.nita.ac.in
2.	Prof. D S Kushwaha	Professor, Department of CSE MNNIT Allahabad, Prayagraj-211004 E-mail: dsk@mnnit.ac.in, Mobile: +91-9415253104	www.mnnit.ac.in
3.	Dr. Amit Bhagat	Assistant Professor, Dept. of Maths, Bio. & Computer Applications, MANIT Bhopal – 462003 Email: am.bhagat@gmail.com Mob: +91-9827721214/7974406197	www.manit.ac.in
4.	Dr S K Sood, HoD, CA	HoD, Computer Application, NIT Kurukshetra. Email: sandeepsood@nitkr.ac.in Mobile no. 9465204534	www.nitkr.ac.in
5.	Dr. Mithilesh Atulkar	Associate Professor, Department of Computer Applications, NIT Raipur-492010, Email: matulkar.mca@nitrr.ac.in Mobile: 9826183028	www.nitr.ac.in
6.	Dr. R. Madhusudhan	HoD, Department of Mathematical and Computational Sciences National Institute of Technology Karnataka, Surathkal, Mangalore-575025, Karnataka. E-mail: madhu@nitk.edu.in Mobile: 8197623723	www.nitk.ac.in
7.	Dr. Michael Arock	Professor & Head, Dept of Computer Application, National Institute of Technology Tiruchirappalli- 620015, TN E-mail: michael@nitt.edu Mobile: 09842378952	www.nitt.ac.in
8.	Prof. R.B.V. Subramanyam	Professor, Dept. of CS&E, NIT Warangal. rbvs66@nitw.ac.in, rbvs66@gmail.com. Mobile: 9491346969	www.nitw.ac.in
9.	Prof D A Khan, Secretary, NIMCET-2023	National Institute of Technology Jamshedpur-831014 E-mail:secretary.nimcet2023@nitjsr.ac.in	www.nitjsr.ac.in
10.	Prof Amaresh Kumar, Joint Secretary, Acad NIMCET-2023	National Institute of Technology Jamshedpur-831014 E-mail: jtsecretary_nimcet2023@nitjsr.ac.in	www.nitjsr.ac.in
11.	Dr M A Hassan, Joint Secretary, Admin & Technical, NIMCET-2023	National Institute of Technology Jamshedpur-831014 E-mail: jtsecretary_nimcet2023@nitjsr.ac.in	www.nitjsr.ac.in

12 TEST PATTERN

NIMCET-2023 test will be conducted with single paper containing 120 multiple choice questions covering the following subjects. Multiple Choice Questions will be written in English Language only and will not be translated into any other language. The distribution of questions and marks is as follows:

Subject	Total no of questions	Marks awarded for correct answer	Marks deducted for wrong answer	Total marks
Mathematics	50	12	3	600
Analytical Ability & Logical Reasoning	40	6	1.5	240
Computer Awareness	20	6	1.5	120
General English	10	4	1	40

Total Marks: 1000

12.1 AWARD OF MARKS

- Each correctly answered question will be awarded full marks and each wrongly answered question will lead to 25% **NEGATIVE** mark.
- The candidates are advised not to attempt such questions if they are not sure of the correct answer. No deduction from the total score will, however, be made if a question is unanswered.
- More than one answer indicated against a question will be negatively marked.
- The candidates have to mark the responses as per the instructions appearing in the screen of NIMCET-2023 online examination.

12.2 SYLLABUS FOR NIMCET-2023 TEST

12.2.1 MATHEMATICS: (50 QUESTIONS)

- Set Theory: Concept of sets – Union, Intersection, Cardinality, Elementary counting; permutations and combinations.
- Probability and Statistics: Basic concepts of probability theory, Averages, Dependent and independent events, frequency distributions, measures of central tendencies and dispersions.
- Algebra: Fundamental operations in algebra, expansions, factorization, simultaneous linear /quadratic equations, indices, logarithms, arithmetic, geometric and harmonic progressions, determinants and matrices.
- Coordinate Geometry: Rectangular Cartesian coordinates, distance formulae, equation of a line, and intersection of lines, pair of straight lines, equations of a circle, parabola, ellipse and hyperbola.
- Calculus: Limit of functions, continuous function, differentiation of function, tangents and normals, simple examples of maxima and minima. Integration of functions by parts, by substitution and by partial fraction, definite integrals, applications of definite integrals to areas.
- Vectors: Position vector, addition and subtraction of vectors, scalar and vector products and their applications to simple geometrical problems and mechanics.
- Trigonometry: Simple identities, trigonometric equations, properties of triangles, solution of triangles, heights and distances, general solutions of trigonometric equations.

12.2.2 ANALYTICAL ABILITY & LOGICAL REASONING: (40 QUESTIONS)

- The questions in this section will cover logical situation and questions based on the facts given in the passage.

12.2.3 COMPUTER AWARENESS: (20 QUESTIONS)

- Computer Basics: Organization of a computer, Central Processing Unit (CPU), structure of instructions in CPU, input/output devices, computer memory, and back-up devices.
- Data Representation: Representation of characters, integers and fractions, binary and hexadecimal representations, binary arithmetic: addition, subtraction, multiplication, division, simple arithmetic and two's complement arithmetic, floating point representation of numbers, Boolean algebra, truth tables, Venn diagrams

12.2.4 GENERAL ENGLISH: (10 QUESTIONS)

Questions in this section will be designed to test the candidates' general understanding of the English language.

There will be questions on the following topics:

Comprehension, vocabulary, Basic English Grammar (like usage of correct forms of verbs, prepositions and articles), word power, synonyms and antonyms, meaning of words and phrases, technical writing.

13 QUALIFYING CRITERIA FOR ALLOTMENT OF RANK

A Candidate securing zero or negative marks either in Mathematics or in Total Marks in NIMCET-2023 test will be disqualified. Based on the marks obtained by a qualified candidate in NIMCET-2023 test, a rank will be allotted by adopting the following criteria.

- The marks obtained in Mathematics, Analytical Ability & Logical Reasoning, Computer Awareness, English, will be summed up. Thus, maximum weighted marks will be 1000.
- Ranking will be based on total weighted marks obtained by a candidate.
- In case of a tie, following tie breaker policy shall be adopted:

Tie breaker 1: Candidate scoring higher marks in Mathematics will be given priority in the merit list in case of tie.

Tie breaker 2: This policy will come into effect only if two or more candidates score similar marks in Mathematics. The marks scored by the candidate in *Analytical Ability & Logical reasoning* will be considered to determine the rank.

Tie breaker 3: This policy will come into effect only if two or more candidates score same marks in Mathematics and *Analytical Ability & Logical reasoning*. The marks scored by the candidate in *Computer Awareness* will be considered to determine the rank.

Tie breaker 4: This policy will come into effect only if two or more candidates score same marks in Mathematics, *Analytical Ability & Logical reasoning* and *Computer Awareness*. Candidate older in age will be given preference in merit list.

Tie breaker 5: This policy will come into effect in case of above tie breakers is unable to resolve the stalemate. Random Sampling by computer will be considered for consideration of merit.

Ranks secured by candidates in the NIMCET-2023 test will be made available on the website.

Rank Statement/score card should be downloaded from the website. No separate RANK STATEMENT will be sent to the candidates.

14 ADMISSION PROCEDURE

NIMCET-2023 application form is common for appearing for Entrance Test for admission to MCA at all the nine participating NITs offering MCA program. Separate application need to be filled for counselling process after declaration of NIMCET-2023 result. Participating Institutes are NITs

at Agartala, Allahabad, Bhopal, Jamshedpur, Kurukshetra, Raipur, Surathkal, Tiruchirappalli and Warangal.

Candidates are not required to apply separately to any NIT for admission to MCA program.

- The admission to MCA program in all the nine participating NITs will be based on NIMCET-2023 rank and the choice of institute filled by the candidates online. Details of the counselling process are given below and changes, if any, shall be notified on <https://nimcet.admissions.nic.in> and <https://www.nimcet.in> website from time to time. **The candidates are advised to check website regularly for updates.**
- Candidates declared qualified in NIMCET-2023 will be allowed to apply for counselling and fill the choices of Institutes in which they wish to take admission into MCA program.
- Candidates are required to apply for counselling through online application using personal credentials as mentioned in the counselling brochure. Online application for counselling shall be available during **29/06/2023 and 04/07/2023**. The candidates are required to lock their choices before 5.00 pm IST on **04/07/2023**. However, choices filled by all candidates will be locked by 5.00 pm IST on **04/07/2023**. After locking, students cannot access their locked choices. Seat allotments will be made based on his/her rank and institute choices locked by him/her.

Details about counselling can be found in counselling section of the brochure.

14.1 TENTATIVE SCHEDULE OF ADMISSION COUNSELING

PL refer to the Counselling section of the brochure

15 DISCLAIMER

[1]. In case of any discrepancy with respect to the conduct of NIMCET-2023, the decision of Chairman, NIMCET-2023 will be final.

[2]. **Allotted Test Centre will not be changed under any circumstances.**

16 LEGAL JURISDICTION

All disputes pertaining to the conduct of NIMCET-2023 and counselling process at any stage up to the final round of allocation of institutions, the decision of Chairman NIMCET-2023 shall be final. In case of any legal dispute the jurisdiction will be limited to Ranchi High Court of Jharkhand.

17 CONTACT DETAILS OF NIMCET-2023 OFFICE

www.nimcet.in & www.nimcet.admissions.nic.in

Helpline number: 9341519389

E-mail: nimcet2023@nitjsr.ac.in

18 CERTIFICATES (PROFORMA)

The following Certificate Proforma are given in the subsequent pages.

- [1]. Proforma OBC Certificate and Declaration /undertaking - for OBC Candidates only
- [2]. Proforma for Scheduled Caste (SC) / Scheduled Tribe (ST) Certificate
- [3]. Proforma for Persons with Disabilities (PwD) Certificate
- [4]. Proforma for Economically Weaker Section (EWS) Certificate
- [5]. Proforma of certificate to be issued by the Head of the institution / Principal of the college (wherein the candidate is studying for his/her qualifying degree) and Declaration /undertaking by the candidate.

Proforma for Other Backward Class (OBC) Certificate

(CERTIFICATE TO BE PRODUCED BY OTHER BACKWARD CLASSES APPLYING FOR ADMISSION TO CENTRAL EDUCATIONAL INSTITUTIONS (CEIs), UNDER THE GOVERNMENT OF INDIA)

This is to certify that Shri / Smt. / Kum. _____ Son / Daughter of Shri / Smt. _____ of Village / Town _____ District / Division _____ in the _____ State belongs to the _____ Community which is recognized as a backward class under:

- (i) Resolution No. 12011/68/93-BCC(C) dated 10/09/93 published in the Gazette of India Extraordinary Part I Section I No. 186 dated 13/09/93.
- (ii) Resolution No. 12011/9/94-BCC dated 19/10/94 published in the Gazette of India Extraordinary Part I Section I No. 163 dated 20/10/94.
- (iii) Resolution No. 12011/7/95-BCC dated 24/05/95 published in the Gazette of India Extraordinary Part I Section I No. 88 dated 25/05/95.
- (iv) Resolution No. 12011/96/94-BCC dated 9/03/96.
- (v) Resolution No. 12011/44/96-BCC dated 6/12/96 published in the Gazette of India Extraordinary Part I Section I No. 210 dated 11/12/96.
- (vi) Resolution No. 12011/13/97-BCC dated 03/12/97.
- (vii) Resolution No. 12011/99/94-BCC dated 11/12/97. (viii) Resolution No. 12011/68/98-BCC dated 27/10/99.
- (ix) Resolution No. 12011/88/98-BCC dated 6/12/99 published in the Gazette of India Extraordinary Part I Section I No. 270 dated 06/12/99.
- (x) Resolution No. 12011/36/99-BCC dated 04/04/2000 published in the Gazette of India Extraordinary Part I Section I No. 71 dated 04/04/2000.
- (xi) Resolution No. 12011/44/99-BCC dated 21/09/2000 published in the Gazette of India Extraordinary Part I Section I No. 210 dated 21/09/2000.
- (xii) Resolution No. 12015/9/2000-BCC dated 06/09/2001.
- (xiii) Resolution No. 12011/1/2001-BCC dated 19/06/2003. (xiv) Resolution No. 12011/4/2002-BCC dated 13/01/2004.
- (xv) Resolution No. 12011/9/2004-BCC dated 16/01/2006 published in the Gazette of India Extraordinary Part I Section I No. 210 dated 16/01/2006.
- (xvi) Resolution No. 12011/14/2004-BCC dated 12/03/2007 published in the Gazette of India Extraordinary Part I Section I No. 67 dated 12/03/2007.
- (xvii) Resolution No. 12018/6/2005-BCC dated 10/10/2007 published in the Gazette of India Extraordinary Part I Section I No. 311 dated 12/10/2007.
- (xviii) Resolution No. 12015/2/2007-BCC dated 18/08/2010 published in the Gazette of India Extraordinary Part I Section I No. 232 dated 18/08/2010 & Corrigendum dated 11/10/2010.

Shri / Smt. / Kum. _____ and / or his family ordinarily reside(s) in the _____ District / Division of _____ State.

This is also to certify that he / she does not belong to the persons / sections (Creamy Layer) mentioned in Column 3 of the Schedule to the Government of India, Department of Personnel & Training O.M. No. 36012/22/93-Estt. (SCT) dated 08/09/93 which is modified vide OM No. 36033/3/2004 Estt.(Res.) dated 09/03/2004 or the latest notification of the Government of India.

Dated:

District Magistrate/ Competent Authority

Seal

NOTE:

- (a) The term 'Ordinarily' used here will have the same meaning as in Section 20 of the Representation of the People Act, 1950.
- (b) The authorities competent to issue Caste Certificates are indicated below:
- District Magistrate / Additional Magistrate / Collector / Deputy Commissioner / Additional Deputy Commissioner / Deputy Collector / Ist Class Stipendiary Magistrate / Sub-Divisional magistrate / Taluka Magistrate / Executive Magistrate / Extra Assistant Commissioner (not below the rank of Ist Class Stipendiary Magistrate).
 - Chief Presidency Magistrate / Additional Chief Presidency Magistrate / Presidency Magistrate.
 - Revenue Officer not below the rank of Tehsildar.
 - Sub-Divisional Officer of the area where the candidate and / or his family resides.
- (c) The annual income / status of the parents of the applicant should be based on financial year ending March 31, 2011.

Note: At the time of applying online, the candidate must submit/ upload a certificate issued on or after April 1, 2022 by the competent authority. **However, the original certificate which is issued on or after April 1, 2023 by the competent authority must be produced at the time of admission.**

PTO

Annexure I

Declaration /undertaking - for OBC Candidates only

I,
Son/Daughter of Shri.....resident of
village/town/citydistrict
.....

State hereby declare that I belong to the community which is recognized as a backward class by the Government of India for the purpose of reservation in services admission in Central Government Institutions as per orders contained in Department of Personnel and Training Office Memorandum No. 36012/22/93 – Estt. (SCT), dated 8/9/1993. It is also declared that I do not belong to persons/sections (Creamy Layer) mentioned in Column 3 of the Schedule to the above referred Office Memorandum, dated 8/9/1993, which is modified vide Department of Personnel and Training Office Memorandum No. 36033/3/2004 Estt. (Res.) dated 9/3/2004 or the latest notification of the Government of India.

I also declare that the condition of status/annual income for creamy layer of my parents/guardian is within prescribed limits.

Place:

Signature of the Candidate

Date:

Note: Declaration/undertaking not signed by Candidates will be rejected

Proforma for Scheduled Caste (SC) / Scheduled Tribe (ST) Certificate

This is to certify that Mr. / Ms. Son/Daughter of
..... belongs to Scheduled Caste /
Scheduled Tribe category and is resident of village / cityState
.....
His / her caste is
and is notified as Schedule Caste /Schedule Tribe by Government of India Act 1956 (Amended).

Candidate's Signature

Place

Date

Signature

Name

Designation

Seal

Place

Date

Annexure III

Proforma for Persons with Disabilities (PwD) Certificate



This is to certify that I have examined Mr. / Ms.
Son/Daughter of
He / She has (name of physical disability) which comes
under the following type of disorder

- 1. Orthopedic disorder:
- 2. Vision
- 3. Speech and Hearing impaired

The percentage of disorder ispercentage.

Signature of Candidate

Signature of CMO of the District / Civil Surgeon

Place

Name

Date

Seal

Note:

- 1. For Persons with Disabilities (PwD) category a minimum of 40% disability is required subject to the condition that the candidate is capable of carrying out all activities related to theory and practical work related to MCA courses without any special concessions and exemptions.
- 2. NIMCET-2023 reserves the right to accept/reject the claim of the candidate.

Proforma for Economically Weaker Section (EWS) Certificate
Government of _____

INCOME & ASSET CERTIFICATE TO BE PRODUCED BY ECONOMICALLY WEAKER SECTIONS

Certificate No. _____

Date: _____

VALID FOR THE YEAR _____

1. This is to certify that Shri/ Smt./ Kumarison/daughter/ wife of
..... permanent resident of
..... Village/ Street, Post
Office, Districtin the State/ Union Territory
..... Pin Code whose photograph is attested below belongs to
Economically Weaker Sections, since the gross annual income* of his “family”** is below Rs. 8 lakh (Rupees
Eight Lakh only) for the financial year His/ her family does not own or possess
any of the following assets***:

- I. 5 acres of agricultural land and above;
- II. Residential flat of 1000 sq.ft. and above;
- III. Residential plot of 100 sq. yards and above in notified municipalities;
- IV. Residential plot of 200 sq. yards and above in areas other than the notified municipalities

2. Shri/ Smt./ Kumari _____ belongs to the caste which is not
recognized as a Scheduled Caste, Scheduled Tribe and Other Backward Classes (Central List)

Affix here recent
photograph showing
the disability duly
attested by CMO of
the District / Civil
Surgeon

Signature with seal of office

Name

Designation

***Note1:** Income covered all sources i.e. salary, agriculture, business, profession, etc.

****Note 2:** The term “Family” for this purpose include the person who seeks benefit of reservation, his/her parents and siblings below the age of 18 years as also his/her spouse and children below the age of 18 years.

*****Note 3:** The property held by a “Family” in different locations or differnt places/ cities have been clubbed while applying the land or property holding test to determine EWS status. [Reference: Govt. of India Notification No. No.36039/1/2019-Estt (Res) dated 31/01/2019]

******Note 4:** At the time of applying online, the candidate has to submit/upload a certificate issued by a competent authority on or after April 1, 2022. **However, the original certificate which is issued on or after April 1, 2023 by the by the competent authority must be produced at the time of admission.**

Annexure V

**PROFORMA OF CERTIFICATE TO BE ISSUED BY THE HEAD OF THE INSTITUTION / PRINCIPAL OF
THE COLLEGE
(WHEREIN THE CANDIDATE IS STUDYING FOR HIS/HER QUALIFYING DEGREE)**

Name of the college/institution :

Address of the college :

Name of the Principal/ Head Of the institution :

This is to certify that Mr/Ms.

(Roll/Regd No.) s/o or d/o is studying his / her final year / semester of ..degree of three / four year duration in our college/institute. He/She is likely to appear for the examinations in the month of, 2023 and all marks/grade sheets along with provisional pass certificate may be issued before, 2023.

Date:

Signature

Institute seal

Seal (rubber stamp) of the Principal

Declaration /undertaking by the candidate

I, Son/Daughter of Shri.....

resident of village/town/city district State, hereby declare that I am aware that I have to fulfill the eligibility criteria stated in section 2 of the NIMCET-2023 Information Brochure and submit the proof of eligibility at the time of admission counseling or latest by 15th September 2023 failing which admission is liable to be cancelled by the respective NITs. If I fail to fulfill the eligibility criteria for any reason including the delay in publishing the results of qualifying degree by University/institute, then I shall have no claim on seat if any allotted by NIMCET-2023.

Place:

Date:

Signature of the Candidate

Declaration/undertaking not signed by Candidate, will be rejected

19 IMPORTANT DATES (Subjected to appropriate modification)

EVENT	DATE
Publication of Advertisement in Press and Web	Wednesday, 01/03/2023
Opening date for online Registration	Sunday, 05/03/2023 [10 am]
Last date for online submission of Application Form	Monday, 10/04/2023 [up to 5 pm] Sunday, 16/04/2023 [up to 5 pm]
Edit Window opens	Thursday, 13/04/2023 [10 am] Thursday, 20/04/2023 [10 am]
Edit Window closes	Monday, 17/04/2023 [up to 5 pm] Monday, 24/04/2023 [up to 5 pm]
Availability of Admit card/Hall ticket on web for download	Thursday, 01/06/2023 to Sunday, 11/06/2023
Date and Time of Online Examination at the allotted centers	Sunday, 11/06/2023 (9:00 am - 11:00 am)
Date of Publication of Result/Scorecard (Tentative)	Monday, 26/06/2023 (5 pm)
Registration & Choice filling by paying the nonrefundable counselling fees of Rs 1000/-	Thursday, 29/06/2023 (10 am) to Wednesday, 04/07/2023 (5 pm)
First Round of Allotment	Thu, 06/07/2023 (6 pm) Fri, 07/07/2023 (6 pm)
First round of online reporting and seat acceptance fee payment	Sat, 08/07/2023 to Tue, 11/07/2023 (till 5 pm)
Second round of Allotment / upgradation	Wednesday, 12/07/2023 (6 pm)
Second round of online reporting and seat acceptance fee payment only for Fresh allottees	Thursday, 13/07/2023 to Saturday, 15/07/2023 (till 5 pm)
Third round of allotment/upgradation	Monday, 17/07/2023
Third round of online reporting only for Fresh allottees and Online Institute Admission by paying the Partial Admission fees (for all candidates)	Tuesday, 18/07/2023 to Wednesday, 19/07/2023 (till 5 pm)
Announcement of vacant seats	Friday, 21/07/2023 (6 pm)
Special Round: Fresh Choice Filling and registration for the vacant seats and likely to be vacant seats due to upgradation.	Saturday, 22/07/2023 (10 am) to Monday, 24/07/2023 (5 pm)
Special round of Seat allotment	Wednesday, 26/07/2023 (6 pm)
Reporting for offline admission at the finally allotted institute for all allotted candidates.	Reporting as per institute schedule after 26/07/2023

20 NIMCET-2023 AT A GLANCE

Date and Time of Online Entrance Test

June 11, 2023 (Sunday), 09:00 AM to 11:00 AM (IST)

Participating NITs



NIT Agartala



MNNIT
Allahabad



MANIT Bhopal



NIT Jamshedpur



NIT Kurukshetra




NIT Raipur



NITK Surathkal



NIT
Tiruchirappalli

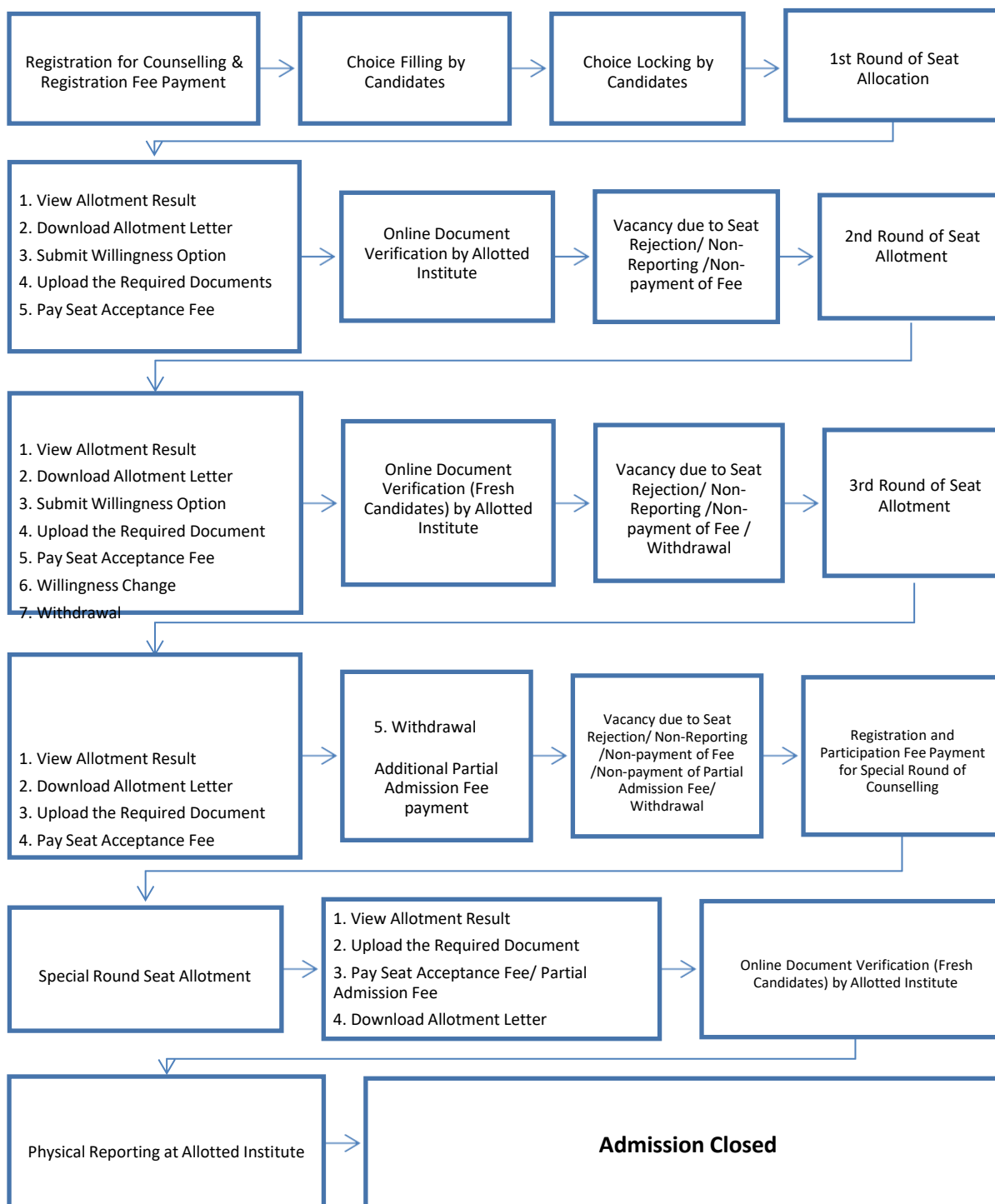


NIT Warangal

[B] Online Counselling Process for NIMCET-2023

Process Overview

The following online procedures are required to be accomplished in different Phases:



1 Online Counselling Registration Process

All candidates eligible for counselling must register afresh for counselling and admission process.

In this stage, all the NIMCET Qualified candidates as per eligibility criteria are required to register online from any place convenient to them. The candidate can register for counselling only once.

After submission of new candidate registration form, candidate will login to complete the remaining activities. Candidates' profile information available NIMCET Data like DOB, Gender, Mother Name etc. information will be shown in read-only mode. To complete the registration process, candidate will provide information like contact detail, Qualification detail and upload scanned copy of all essential documents as per the predefined size and format. **(please refer to user guide for online registration)**

Please Read the Whole Document Carefully Before Registering for Counselling:

1.1 Candidates Registration for counselling

Use <https://nimcet.admissions.nic.in> for counselling.

The candidate is required to enter NIMCET Application Number, Name, Father's/Mother's/Guardian's name and DOB and will be authenticated with the Data provided by the candidate at the time of application. After successful authentication, candidate needs to choose a password to complete the remaining steps for registration. After successful registration, candidate will use the NIMCET Application Number and chosen password for subsequent logins.

1.2 Sign-in

Candidate will use the NIMCET Application Number and chosen password during registration for subsequent logins. After successful login, candidate will be redirected to the home page to perform the remaining activities like Application form submission, upload images and documents and choice filling etc.

1.3 Email and Mobile Number Verification

A separate link/button will be available on candidate's home page for verification of his/her email address and mobile no. Candidate can verify his/her email address by sending the OTP.

1.4 Registration Process Rules

Registration is allowed only once in Round 1 for first three rounds of Counselling. Registration is mandatory for counselling and admission. A non-registered candidate will NOT be allotted any seat at any round under any circumstances.

1.5 Authentication for Registration

Following four parameters will be validated with the NIMCET rank data. Therefor candidate should remain careful about entering the same data as mentioned in the NIMCET-2023 exam application.

NIMCET 2023 Application Number
Candidate Name
Father's/Mother's/Guardian's Name

Date of Birth

Only after successful authentication, candidate will be allowed to complete the registration process.

1.6 Updating of personal data during Registration Process

During Registration Process, candidate's few personal information will be shown in read only mode as mentioned in NIMCET Rank database and cannot be edited. And following information can be edited as per the following rules.

Parameter	Value as per NIMCET Data	Options for Change
Category	GEN	<ul style="list-style-type: none"> • GEN • GEN-EWS* • OBC-NCL*
	GEN-EWS	<ul style="list-style-type: none"> • GEN • GEN-EWS • OBC-NCL*
	OBC-NCL	<ul style="list-style-type: none"> • GEN • GEN-EWS* • OBC-NCL
	SC	<ul style="list-style-type: none"> • SC
	ST	<ul style="list-style-type: none"> • ST
PwD	No	<ul style="list-style-type: none"> • No • Yes
	Yes	<ul style="list-style-type: none"> • No • Yes

*Any change in category must be supported by document as mentioned in 1.7.

Candidates are required to furnish the additional information like qualification details, contact details in multiple steps.

All appearing candidates must upload undertaking (information brochure, Annexure 5) in place of proof of passing the qualifying degree.

1.7 Document Upload

Candidates are required to upload following documents for the online document verification.

SN	Document	Remarks
1	Class X Certificate/ Birth Certificate	Mandatory for every candidate
2	Graduation Mark sheet	Mandatory for every candidate
3	NIMCET Score/Rank Card	Mandatory for every candidate
4	Respective Category Certificate	Mandatory for SC/ST/OBC-NCL/GEN-EWS candidates
5	PwD certificate	Mandatory for PwD candidates

Photograph Upload

Candidates are required to upload the photograph during Registration Process.

1.8 Online Registration Fee Payment Rules

After the registration, candidate needs to pay the Registration Fee. Only after payment of registration fee, candidate will be allowed to fill the choices.

- **Registration Fee:** The candidate must pay a registration fee of ₹1,000/. Candidates, who'll pay the registration fee, will be allowed to fill the choices.

1.8.1 Payment modes

Billdesk will provide EPG Services. Following modes of payment will be available-

- Debit Card
- Credit Card
- Net Banking

1.9 Choice Filling

After the registration and registration fee payment, candidates may submit their choices of Institutes in order of their preference. Only valid choices will be shown to the candidates and can fill in as many choices in the order of preference as they wish from the list of available choices. Various interfaces will be available to candidates to re-arrange/ delete earlier filled choices. Choices submitted in the 1st round of counselling will be processed till 3rd round. No fresh choices submission will be permitted in 2nd and 3rd round.

1.9.1 Choice Locking and Printing of Locked Choices

Locking of choice will be enabled as per schedule. Candidates MUST lock their choices only after they have finalized them but, in any case, before last date & time. **If candidate fail to explicitly lock his/her choices by last date & time, last saved choices will be automatically locked by system after the deadline.** After locking of the choices, candidates will not be allowed to modify their submitted choices. They may take the printout of the locked choices.

1.9.2 Choice Filling Rules

- All candidates who have successfully registered and fee paid are required to submit their choices of Institute in order of their preference.
- System will show only the valid choices based on the application form details submitted by the candidate.
- Candidates can fill in as many numbers of choices in the order of preference as they wish to from the list of available choices.
- Candidates are permitted, if they so desire, to change or re-order their choices, delete earlier choices and add new choices any number of times until they lock their final choices.

1.9.3 Choice Locking Rules

- **'Lock Choice'** button will be enabled as per counselling schedule.
- Candidates MUST lock their choices only after they have finalized them. This includes, re- entering the password, confirming the locking etc. Candidate should follow all the steps carefully to complete the locking procedure.
- After the choices are locked, candidates will not be able to change their

choices. A printable version of the choices along with the terms and conditions agreed by the candidate at the time of registration is displayed once the choices are locked.

- If a candidate fails/forgets to lock his/her choices within the pre-announced deadline, his/her last saved choices will be considered final and will be locked by the system after deadline of locking schedule.

1.10 Seat Allotment

1.10.1 1st round of Seat Allotment

Seat will be allotted in the order of merit. Input and output data like eligible candidates, choices, seat matrix and seat allotment result will be shared with Organizing Institute for verification and approval. The result will be published on the portal.

1.10.2 Seat Allotment Result Publishing

In each round, seat allotment result will be published on the website. Candidate can login with user Id and Password and see the result. If seat is allotted then seat allotment result will be displayed which includes candidate's basic details, allotment details and important instructions. After viewing the result, candidates are required to perform following activities.

- Uploading of required documents for verification. It is mandatory for fresh allotted candidates.
- Online Payment of Seat Acceptance Fee of Rs 10000/-. It is mandatory for fresh allotted candidates.
- If PI user raises the query during document verification in case of any doubt, candidate will respond the query with re-uploading for desired document. Responding the query within stipulated time is mandatory.
- Online Willingness submission. It is mandatory for fresh allotted candidates.

Candidate can perform following activities after completion of document verification by the allotted institute –

- Download the Online Document Verification Certificate.
- Online change willingness (if allotted seat is not cancelled): Change their willingness. Changing the willingness is optional.
- Online withdrawal (if allotted seat is not cancelled): withdrawal is optional.

1.11 Online Document Verification

Online document verification will be conducted by allotted institute. The document verification will be done by the PI user of the respective allotted institute only in the online mode. In case of a doubt regarding the documents, the PI user of the allotted Institute will raise a query to the candidate, against which, the candidate can respond through her/his login. This interaction between the PI user and the candidate can occur multiple times till the issue is

not resolved. The candidate will be compulsorily required to submit his clarifications/documents in response to the queries raised by the PI user of the Allotted Institute in the stipulated time period, failing which he will be treated as Not Reported, and hence her/his seat will be cancelled and will not be considered for seat allotment in subsequent rounds.

1.11.1 Document Verification Rules

- Online document verification will be carried out as per predefined schedule.
- Document will be verified by the allotted institute
- When candidate will pay the Seat Acceptance Fee, PI Admin will assign this candidate to Document Verifying Official of own institute.
- All the designated PI users will verify the uploaded documents of all the candidates who have uploaded the documents and paid the seat acceptance.
- They can raise queries in the uploaded documents. A SMS and Email will be sent to the candidate's registered mobile no and email id to inform. After that candidate will login and remove the discrepancies in the document(s) by uploading respective new documents.
- If candidate do not respond to the query within specified time-schedule, the verifying official may update the data accordingly.

1.12 Updating Rule during document Verification

- PI User can update the candidate details as per the rules given below.

Parameter	Value as per NIMCET Data	Options for Change
Category	GEN	• GEN
	GEN-EWS	• GEN • GEN-EWS
	OBC-NCL	• GEN • OBC-NCL
	SC	• GEN • SC
	ST	• GEN • ST
PwD	No	• No
	Yes	• No • Yes
Qualification Details	• Can change as per the uploaded mark sheet.	
Minimum Qualification (Does the candidate satisfies the minimum eligibility criteria)	<ul style="list-style-type: none"> • No • Yes <p><i>By opting "No", candidate will become ineligible for complete counselling.</i></p>	

Input provided by PI user during document verification as per candidate's document available, candidate data will be updated as above business rules.

After document verification, those candidates, who will not full fill the eligibility criteria, will be considered ineligible for subsequent round of counselling.

Based on Input provided by PI user during document verification, if allotted seat is Confirmed then "**Provisional Admission Letter**" will be generated and if seat got cancelled then "**Seat Cancellation Letter**" will be generated in the Candidate's login.

Same process will be allowed in all round of document verification. Only fresh allotted candidates will be allowed for document verification.

1.13 Online Seat Withdrawal

A candidate, whose documents has been verified and want to cancel his/her allotted seat and seek the refund of fee, will have to login in the system and get the withdrawal during the specified period.

1.14 Online Willingness Change

A candidate, whose documents have been verified by the allotted institute and their seat has been confirmed, can change their willingness option as per the business rules during the specified period by login into the system.

1.14.1 Willingness Rules

Candidate will choose one of the following options-

- **Float:** Allotted and preferences better than allotted preference will be processed in nextround.
- **Freeze:** Only allotted preference will be considered. Candidate's allotted category may be upgraded but preference will be same.

1.14.2 Willingness change rule

- "Floating" to "Freezing" is allowed but vice-versa not allowed.

1.15 Online Seat Acceptance Fee Payment Rules

- **Seat Acceptance Fee:** The candidate must pay a seat acceptance fee of ₹10,000/- (Rupees ten thousand only), failing which he/she will not be considered for seat allotment in any further round except special round.

1.16 Vacancy due to Non-Reporting/Non-Payment of Seat Acceptance Fee/Withdrawn

Vacancies will be generated due to those candidates whom Fee payment was required, but they didn't complete required activity.

1.17 2nd Round of Seat Allotment

All the eligible candidates will be considered for 2nd round of Seat Allotment in the order of merit. Input and output data like eligible candidates, choices, seat matrix and seat allotment result will be shared with Organizing Institute for verification and approval. After the approval, result canbe published on the portal.

1.18 3rd Round of Seat Allotment

All the eligible candidates will be considered for 3rd round of Seat Allotment in

the order of merit. After the approval, result will be published on the portal.

1.19 Additional Partial Admission Fee Payment

All provisionally admitted candidates (First to Third round) will pay additional Partial admission fees for admission confirmation, non-payment of required Partial admission fees shall lead to the cancellation of the seat. This fee need to be paid at the end of 3rd round.

Category	Partial Admission Fee
GEN, GEN-EWS, OBC-NCL	₹ 30,000/-
SC, ST, PwD	₹ 20,000/-

No need to report to the allotted institute after the payment of partial fee payment.

1.19.1 Payment modes

Billdesk will provide EPG Services. Following modes will be available-

- Debit Card
- Credit Card
- Net Banking

1.20 Special Round of Counselling

After 3rd Round, a Special Round will be held. Candidate will participate for registration and complete all the formalities.

1.21 Seat Matrix Structure

Please refer to section 10 of main brochure.

1.22 Seat Allotment

1.22.1 Seat Allotment Sequence

Sequence of allocation is as follows:

Category	PwD Status	Sequence of Allotment (seat types)
General	No	Open
General	Yes	Open→Open-PwD
SC/ ST/ OBC-NCL/ GEN-EWS	No	Open→Category
SC/ ST/ OBC /GEN-EWS	Yes	Open→OpenPwD→Category→Category-PwD

1.22.2 Seat Allotment – General Rules

Only valid choices will be processed.

The choices finally submitted and locked by the candidates or system locked, will be processed in order of Rank and candidate's preferences as per approved Seat Allotment Algorithm and seats are allotted in the order of merit as per AIR and also on the basis of applicable reservation criteria.

Candidates who are allotted seats will have to pay the seat acceptance fee online, failing which their allotted seat shall stand cancelled and also candidate

will not be considered in further rounds of seat allotment except Special round. Seat allotment will be done in each Round. In the first round, all the seats will be allotted to the candidates. In the subsequent rounds, seats will be allotted against the available vacancies in the respective rounds.

Candidates who opted withdraw option, will not be considered in seat allotment for further rounds.

After the allotment, results will be available on the public portal in the following terms.

- Candidate wise result: Candidates can view their result by logging into the system
- Institute wise Allotment
- Opening and Closing Rank

1.22.3 1st Round of Seat Allotment rules

Eligible Candidates: Candidates, who will fill their choices and have at least one valid choice, will be eligible for the allocation.

Allotment Result: After Allotment of 1st Round, result will be available on the portal. Opening and closing rank will also be published on the public portal.

1.22.4 2nd and 3rd Round of Seat Allotment rules

No fresh registrations would be allowed in the 2nd and 3rd round of counselling. Only those candidates, who will have registered in the 1st round, will be eligible in these rounds of counselling.

1.22.4.1 Eligibility for 2nd and 3rd round of Seat Allotment

There are four Groups of eligible candidates:

- **Group-I (Fresh candidates):** Registered candidates who are not allotted any seat in the previous round of seat allotment.
- **Group-II (Seat Cancelled Candidates):** Those candidates whose allotted seat got cancelled during document verification due to any reason.
- **Group-III (Seat Confirmed and Freeze Candidates):** Those candidates, who have submitted the willingness as Freeze and whose allotted seat got confirm during document verification. Their earlier allotted seat will be retained; however, their allotted category may be upgraded as per business rules.
- **Group-IV (Seat Confirmed and Float Candidates):** Those candidates, who have submitted the willingness as Float and whose allotted seat got confirm during document verification.

1.22.4.2 Non-Eligibility for 2nd and 3rd round of Seat Allotment

- Those who will have not paid the Seat Acceptance Fee after seat allotment in any of the previous round.
- Those candidates whose allotted seat cancelled due to non-fulfilment of documents & other criteria of admission and become permanently ineligible for the entire rounds of counselling.
- Those candidates who have withdrawn from counselling.

1.22.6 Withdrawal Rules

- A candidate, who has already accepted a seat in one of the Institute allotted, can withdraw the seat.
- Candidate has to login using his/her login credential and initiate online withdrawal request. They have to agree with online declaration that after withdrawal operation, his/her currently allotted seat will be cancelled and candidate will not be participating in the subsequent rounds of counselling.
- If a candidate withdraws a seat, the candidate's allotted seat will be cancelled and offered to another candidate in a subsequent round of counselling. The candidate withdrawing shall be excluded from the first three rounds of counselling process, which means the candidate shall not be considered for subsequent rounds of seat allocation (if any).

2 Special Round of Counselling

2.1 Special Round of Counselling

- There will be only one Special round and it will be the last and final round of counselling.
- Participation in Special round is optional.
- A candidate must consciously register for the Special round and pay a fee of Rs 1000/- and confirm his/her willingness to participate in the Special round. Once a candidate confirms his/her participation in Special round, the decision cannot be reversed.
- The participants in the Special round will be able to revise their choices of institutes if they wish.
- It is noted that if a candidate is allotted a new seat in the Special round, his/her earlier allotment/ admission (if any) is automatically be cancelled. The candidate can never claim his/her earlier seat back.
- If the candidate does not get any allotment in special round, his/her present seat will remain valid if he/she had completed all necessary admission process and paid the Additional Partial Admission Fee. That is why when such candidates select their choices in Special round, the institute where he/she has already completed admission does not appear in the list of choices.

2.1.1 Eligibility for Special Round

All the eligible candidates including absentees, withdrawal, cancelled, non-payment of the main counselling will be allowed to participate in Special Round of counselling.

2.1.2 Non-eligibility for Special Round

Those candidates who became ineligible during registration or document verifications process of main counselling.

2.2 Vacancy for Special Round

The vacancies would include those available in all Participating Institutions after Additional Partial Admission Fees. This is a tentative vacancy and it may change due to shifting/upgradation of already selected candidates.

2.3 Registration Process Rules

Online Registration process is similar to the earlier registration. Candidates who desire to participate in the Special Round should logged-in to portal and complete the registration process.

2.3.1 Participation Fee for Special Round

Payment of Special Round participation fee will be mandatory for all candidates except those candidates who have deposited the seat acceptance fee earlier. Special Round Participation Fee will be as follows.

Particulars	Participation Fee
Fresh Registration (Not Registered Earlier)	₹ 11,000 (Counselling fee ₹1,000/- & seat acceptance fees ₹ 10,000/-)
Registered for Earlier Rounds but Seat Not Allotted	₹ 10,000/-
Candidates Allotted Seat but Withdrawn during 1 st -3 rd rounds	NIL
Candidates already paid the Seat Acceptance Fee but seat NOT withdrawn during 1 st -3 rd rounds	NIL

2.4 Special Round Choice Filling & Locking

- Only those candidates, who have paid the participation fee, can fill the choices.
- All the choices will be shown to the candidate irrespective whether seat is available or not because during processing few virtual vacancies may arise.
- For all provisionally admitted candidates, who have paid the additional participation fee, if they desired to participate in the Special Round then during choice filling, the admitted institute where he/she has already completed admission does not appear in the list of available choices. After locking, the admitted choice will automatically be added in the last position of filled choices.
- 'Lock Choice' button will be enabled as per counselling schedule.
- If candidates fail to explicitly lock their choices by last date & time, their last saved choices will be automatically locked by system after this deadline.
- All the features supporting to choose filling will be same as main counselling choice filling process.

2.5 Seat Allotment

- Choices of all such candidates who have completed all the steps will be processed as per business rules.
- Last allotted choice of all those candidates who have paid the

Additional Partial Admission Fee successfully and not participated in the Special Round of counselling will also be processed for category upgradation only.

- Conversion of Seat will be applicable in the Special Round of seat allotment as per conversion rules.

2.5.1 Seat Conversion Rule in Special Round

- First Seat Allotment will be process to all eligible candidates as per merit.
- Then conversion of PwD seats into respective parent category i.e.
 Open(PwD) → Open
 EWS(PwD) → EWS
 OBC (PwD) → OBC
 SC(PwD) → SC
 ST(PwD) → ST and re-allotment
- Then conversion of EWS → Open, OBC → Open and re-allotment
- After doing the all types of conversions (as above said), If there is any vacant seats available in Open(PwD), EWS(PwD), OBC(PwD), SC(PwD), ST(PwD), EWS and OBC categories then conversion rule will followed again. And this process will be followed until the seats in Open(PwD), EWS(PwD), OBC(PwD), SC(PwD), ST(PwD), EWS and OBC categories become '0'.
- There is no conversion of SC & ST seats.
- Finally, vacancy may exist only in Open, SC and ST category.

2.6 Document Verification Rules

- For special round of counselling, document verification rules will be same as main rounds of counselling.

3. Business operational policies and rules

3.1 General Rules

- All aspects of the counselling (registration, choice filling, allotment, payment of seat acceptance fee, provisional admission etc.) will be in centralized online process only.
- The counselling will be for admission in the institutes and course as mentioned in the approved seat matrix received from the Competent Authority and published in the website <https://nimcet.admissions.nic.in>.
- Any candidate meeting the eligibility criteria and securing a rank in the NIMCET 2023, held for the purpose, can register.
- There will be three rounds of counselling followed by one Special Round of Counselling.
- Registration is allowed only at the beginning of 1st round. Registration is mandatory for counselling and admission. A non-registered candidate will NOT be allotted any seat at any round under any circumstances except Special Round.

3.2 Eligibility Rules

3.2.1. Qualifying Exam

- Candidate must qualify the NIMCET 2023 Examination and must have AIR.

3.2.2 Academic Requirements

Indian Nationals securing at least 60% marks in aggregate or 6.5 CGPA on a 10-point scale (55% marks or 6.0 CGPA on a 10-point scale in case of SC/ ST/PwD) in

- (i) Any UG program of minimum Three years with Mathematics/ Statistics as one of the subjects

OR

- (ii) B.E./ B.Tech. From a recognized University/Institution are eligible to appear for NIMCET-2023.

3.2.3 Category List

- General
- General-EWS (GEN-EWS)
- OBC-NCL
- Scheduled Caste (SC)
- Scheduled Tribe (ST)

3.2.4 Sub Category List

- PH: Personal with Disability

3.2.5 Partitioning of candidates based on Category, Sub Category and gender

- **Category:** any one out of (GEN, GEN-EWS, OBC-NCL, SC, ST).
- **Sub Category Status:** PwD
- **Gender:** Male, Female or Transgender

3.3 Seat Quota

- All seats are All India Quota (AI) Seats.

3.3.1 Seat Categories

The total intakes, offered by participating institutions, are divided into 10 different following seat categories.

S.N.	Types of Seats	Eligible candidates
1.	Open seats	All candidates
2.	Open PwD seats	All PwD candidates
3.	GEN-EWS seats	All GEN-EWS candidates
4.	GEN-EWS PwD seats	All GEN-EWS PwD candidates
5.	OBC seats	All OBC-NCL candidates
6.	OBC PwD seats	All OBC-NCL PwD candidates
7.	SC seats	All SC candidates
8.	SC-PwD seats	All SC PwD Candidates
9.	ST seats	All ST candidates
10.	ST-PwD seats	All ST PwD candidates

4. Important Help points regarding Counselling process:

Anyone may be able to view website/portal of NIMCET Counselling-2023. The website will have the information about Counselling, news & events, important links etc. Candidates can visit the home page, registered themselves by filling Registration Form and sign-in for registered candidates.

4.1 Visit Home Page

On entering the URL <https://nimcet.admissions.nic.in>, the system will display the home page of the website. The home page provides the option to login using NIMCET Application No. and password, register as new candidate, important instructions, news & events etc. During this step all the eligible candidates are required to register through Internet from places of their convenience.

4.1.1 View List of Participating Institutes

A list of participating institutes will be available on the website. It may contain institute type, institute name, address, contact details etc.

4.2 View Seat Matrix

The seat matrix will be published in public domain and any one can view. The seat matrix will have the various options for filtering seat matrix so that candidates can find out the intakes easily. Candidate can view the seat matrix institute wise, category wise etc.

4.2.1 View Institute wise Seat Allotment Result

After completion of Seat Allotment Result in each round, a report will be published in public domain to view the institute wise seat allotment result. This will be a list of allotted candidates which may contains the NIMCET Application Number, candidate category, PwD, allotted rank etc. Candidate can filter this list by institute wise.

4.2.2. View Opening and Closing Rank

After completion of Seat Allotment Result in each round, a report will be available in public domain to view the round wise, institute wise opening and closing rank.

4.3 New Candidate Registration and Sign-in Page

On clicking the apply button, the system will redirect on the New Candidate Registration and Sign-in Page. This page provides the facility to sign-in for registered candidates, new candidate registration, and forget password.

4.3.1 View Instruction Page

- As the candidate will apply for an application form, the instruction page will be shown. This page will have all the important instructions regarding business rules like eligibility rules, fee structures, application form submission process, payment procedures etc.
- Candidate should read Instructions carefully, if agreed then proceed for registration.

4.3.2 Submit Registration Form

On the public home page, a link will be resided named as “New candidate Registration”. By clicking on this link, registration form will be shown to the candidate. The candidate can register only in First Round and Special Round Counselling.

Fill On-line Registration Form

The candidate is required to enter NIMCET Application No., Name, Father's/Mother's/Guardian's Name and DOB will be authenticated with the Rank Data provided by Organizing Institute. After successful authentication, candidate needs to choose a password to complete the remaining steps for registration. After successful registration, candidate will use the NIMCET Application No. and chosen password for subsequent logins.

Review Filled Registration Form

After pressing the submit button of registration form, a review page will be shown to the candidate to verify all the details filled in registration form before final submission.

Sending Confirmation Email for Registration

After successful registration, a confirmation email for registration will be sent to the candidate. The email will contain the NIMCET Application No. and intimate the candidate to complete the remaining steps of application form.

Sending Confirmation SMS for Registration

After successful registration, a confirmation sms for registration will be sent to the candidate. The sms will contain the NIMCET Application No. and intimate the candidate to complete the remaining steps of application form.

4.3.3 Forget Password

Candidate can reset his/her password by using the following options.

Reset password using reset link via registered email

Candidate has to enter their NIMCET Application No. If NIMCET Application No. entered by candidate matches with backend database, then system will send a reset link at the registered email- id. Candidates are required to see their inbox and follow the online instruction for resetting the New Password.

Reset password using a OTP via SMS

Candidate has to enter their NIMCET Application No. If NIMCET Application No. entered by candidate matches with backend database then system will send verification code through SMS at the registered mobile no. Candidates are required to enter verification code, if verification code matches with database then system will prompt for resetting New Password.

4.4 Signed-in Candidate

For sign-in, candidate will enter system generated NIMCET Application No. and chosen password provided at the time of registration. After successful login, candidate will be landed to candidate's home page.

4.4.1 Candidate Home Page

- After successful login, the system will automatically redirect to candidate's home page.
- Candidates are advised not to disclose or share the password with

anybody.

- Neither Organizing Institute nor NIC will be responsible for violation or misuse of the password
- Candidates should log out at the end of their session so that the particulars of the candidate cannot be tampered or modified by unauthorized persons. Candidates can change the passwords after login, if desired.

4.4.2 Complete Registration Process

Application Form will be shown to the candidate to complete the Registration Process.

4.4.2.1 Fill On-line Multistep Application Form

The Application Form will be divided into multiple sections such personal detail, Qualification details and Contact Detail and images/documents upload. The top part is "READ Only Mode" and showing NIMCET Application No. and candidate's name. Here candidate will edit the category and PwD status and will provide the qualification Details along with the contact information.

- Review Application Form

After entering all the information, candidate has to click 'Submit for Review' button. A review page will be displayed to verify before final submission.

- Submit Application Form

Candidate has to verify entered data carefully and has to click "SAVE & FINAL SUBMIT" button.

Candidate cannot change the data after final submit.

After submission of Application Form, database of candidate will be updated and the same updated database will be used for choice filling, Document verification and seat allocation.

4.4.3 Registration Fee Payment

After completion the Registration Process, candidate will pay the Registration Fee.

4.4.4 View Choice Availability

As per candidate eligibility and business rules, all valid choices will be shown to the candidate in terms of institute name.

Filter Choices based on Institute Type/Institute

All the available choices can be filtered by Institute Type or/and Institute Name. Candidate can filter the choices as per selected parameters.

4.4.5 Choice Filling and Locking

Filter Choices based on Institute Type/Institute Name

All the available choices can be filtered by Institute Type or/and Institute Name or/and Program. Candidate can filter the choices as per selected parameters.

4.4.5.1 Choices Filling

All candidates who have registered and also paid registration fee are required to submit their choices of Institute in order of their preference.

- Candidates can fill in as many choices in the order of preference as they wish to from the list of available choices.
- Candidates are permitted, if they so desire, to change or re-order their choices, delete earlier choices and add new choices any number of times until they lock their final choices.
- Choices should be positively locked before last date & time failing which last saved choices will be considered for allotment.
- Choices submitted in the 1st round of counselling will be processed up to 3rd round.

Add Choice

Choice filling page is divided into two panes. The left pane shows the all available choices and the right pane shows the all submitted choices. Candidates can add as many choices in the order of preference as they wish to from the left pane (available choices). As they press the "Add" button of left pane to add a particular choice, that choice will be added to the right pane and removed from the left pane. The choices submitted and resides in right pane will be considered as submitted choices.

Delete Submitted Choice(s)

Candidate can delete any submitted choice by pressing "Delete" button of right pane (submitted choices). As they press the "Delete" button of right pane, that choice will be removed from the right pane and will be added in left pane (list of available choice).

Move-Up

Candidate can move up any submitted choice by pressing "Move Up" button. As candidate presses the "Move Up" button, the choice will be shifted one place above and the above choice will be shifted one place down. So, by doing this, candidate can move up any choice in the list of submitted choices.

Move-Down

Candidate can move down any submitted choice by pressing "Move Down" button. As candidate presses the "Move Down" button, the choice will be shifted one place down and the below choice will be shifted one place up. So by doing this, candidate can move down any choice in the list of submitted choices.

4.4.5.2 Arrange Filled Choices

There is a separate interface to arrange the filled choices. Candidate can delete, move up and move down any filled choice on single page.

4.4.5.3 Interchange Filled Choices

Candidate can interchange/swap two submitted choice by this interface. Two drop down list will be available on this page. These lists will be populated by the filled choices. Candidate will choose the different choices in the lists and press the interchange button. As candidate press the button, both the choices will be interchanged.

4.4.5.4 Rearrange Choices

A separate page will be available to change/edit the preference order of multiple submitted choices. All the submitted choices will be listed as per their preference order on this page and the preference number will be in editable mode. Candidate can edit any preference order with a valid number and submit the choices with new preference orders.

4.4.5.5 Multiple Deletion of Filled Choices

If any candidate wants to delete multiple submitted choices in a single go, then he/she will choose this interface. For each submitted choices, there is a checkbox to select the choice. Candidate will select the multiple choices and press the delete button to delete at a go.

4.4.5.6 Locking of Choices

- 'Lock Choice' button will be enabled as per schedule.
- Candidates MUST lock their choices only after they have finalized them but, in any case, before last date & time. The locking of choices involves a few steps after the "Lock Choice" button is clicked. This includes Agreement and re-entering of the password, confirming the locking, etc. Candidate should follow all the steps carefully to complete the locking procedure.
- After Locking, system will redirect to the candidate's Home page.
- If candidates fail to explicitly lock their choices by last date & time, their last saved choices will be automatically locked by system after this deadline.
- Registered candidates who do not exercise any choices or fail to save them will not be considered for seat allotment.

NOTE: 'Saving' a choice is NOT the same as 'Locking' a choice. A choice that is only saved but not locked, can be retrieved later on and modified. The modified choice has to be saved again. The old choice exercised earlier is lost. But a choice that is locked cannot be modified and saved afresh.

4.4.6 Print Locked Choices

After locking, candidate may take printout of the locked choices.

4.4.7 Verify Mobile Number (Optional)

Candidate can verify his/her mobile number at any point of time after login. As candidate will click on desired link to verify the mobile number, a page will be shown to the candidate. This page may have two options, one for send OTP and second for change mobile number.

4.4.8 Send OTP

- As candidate clicks on the "Send OTP" button, a 6 digits' numeric value will be sent on candidate's registered mobile number and a window will be prompt to enter this number.
- Candidate will enter that OTP and submit. If OTP matches, then the mobile number will be treated as verified.

4.4.9 Change Mobile Number

- If candidate wants to change mobile number, he/she will click on the "Change Mobile Number" button.
- As candidate click on this button, the system will ask to enter the new mobile number.
- The new mobile number will be considered as on verified and the candidate can verify mobile no as per the above said process.

4.4.10 Verify Email Address (Optional)

Candidate can verify his/her email address at any point of time after login. As candidate will click on desired link to verify the email address, a page will be shown to the candidate. This page may have two options, one for send OTP and second for change email address.

4.4.11 Send OTP

- As candidate clicks on the "Send OTP" button, a 6 digits' numeric value will be sent on candidate's registered email address and a window will be shown to enter this number.
- Candidate will enter that OTP and submit. If OTP matches, then the email address will be treated as verified.

4.5 Seat Allotment Result for each round

As per the schedule, seat allotment result of each round will be published on website. Candidate can view seat allotment result by login with NIMCET Application Number and Password. After each round of allotment, individual allotment result, institute wise allotment result and Opening and Closing ranks will be published.

4.5.1 View Seat Allotment Result

Candidate can login with NIMCET Application Number and Password and see the result. If seat is allotted then seat allotment result will be displayed which includes candidate's basic details, allotment details.

4.5.2 Download Provisional Seat Allotment Letter

This letter may have the candidate's basic detail (personal details, rank details), allotment details, & schedule, seat acceptance fee payment details and important instructions for document verification.

4.5.3 Submit Willingness

Candidate will submit his/her willingness for the further rounds of counselling.

4.5.3.1 Upload Required Documents

System will show the list of documents as per the candidate credentials like category, PwD etc. Candidate will upload all these documents for the document verification

4.5.4 Pay Seat Acceptance Fee

Candidates are required to make a payment through SBI MOPS against seat acceptance fee.

4.5.5 Respond the Query raised by document verification Officer

If any query is raised by document verification officer, candidate will respond the query and re-upload his/her documents against which a query

has been raised.

4.5.6 Download Provisional Admission Letter/Seat Cancellation Letter

After the completion of document verification, Candidate will be able to download the Download Provisional Admission Letter if seat got confirmed. In case of cancellation, seat cancellation letter will be generated.

4.5.7 Online Willingness change

After confirmation of the allotted seat during document verification, candidates can change their willingness as per the business rules. System will ask to enter password and OTP (sent on the mobile number). After successful verification only, candidates' willingness will change.

4.5.8 Withdrawal from the Counselling after seat allotment

Candidates who have confirmed their seat by submitting willingness and paying seat acceptance fee can opt to withdraw from the counselling during specified schedule. Candidate is required to enter his/her password to confirm withdrawal. Once the withdrawal is confirmed by the candidate, his/her allotted seat will be cancelled and candidate cannot participate in the subsequent round of counselling.

IMPORTANT DATES for E Counseling and Admission (Subjected to appropriate modification)

EVENT	DATE
Date of Publication of Result	Monday, 26/06/2023 (5 pm)
Registration & Choice filling by paying non-refundable counselling fee of Rs 1000/	Thursday, 29/06/2023 (10 am) to Wednesday, 04/07/2023 (5 pm)
First Round of Allotment	Thu, 06/07/2023 (6 pm) Fri, 07/07/2023 (6 pm)
First round of online reporting and seat acceptance fee payment	Sat, 08/07/2023 to Tue, 11/07/2023 (till 5 pm)
Second round of Allotment / upgradation	Wednesday, 12/07/2023 (6 pm)
Second round of online reporting and seat acceptance fee payment only for Fresh allottees	Thursday, 13/07/2023 to Saturday, 15/07/2023 (till 5 pm)
Third round of allotment/upgradation	Monday, 17/07/2023
Third round of online reporting only for Fresh allottees and Online Institute Admission by paying the Partial Admission fees (for all candidates)	Tuesday, 18/07/2023 to Wednesday, 19/07/2023 (till 5 pm)
Announcement of vacant seats	Friday, 21/07/2023 (6 pm)
Special Round: Fresh Choice Filling and registration for the vacant seats and likely to be vacant seats due to upgradation. Counselling fee for special round: Registered for earlier rounds but seat not allotted: Rs10,000 (Rs 9000 refundable if no seat is allotted) Fresh registration (not registered earlier): Rs 11,000 (Rs 10000 refundable if no seat is allotted) <i>Candidates allotted and withdrawn during 1-3 rounds: Nil</i> <i>Candidates opted for float after 3rd round: nil</i>	Saturday, 22/07/2023 (10 am) to Monday, 24/07/2023 (5 pm)
Special round of Seat allotment	Wednesday, 26/07/2023 (6 pm)
Reporting for offline admission at the finally allotted institute for all allottees.	Reporting as per institute schedule after 26/07/2023

National Institute of Technology Jamshedpur

P.O: NIT Jamshedpur, Jharkhand, India, PIN: 831014

Secretary, NIMCET - 2023

E-mail: nimcet2023@nitjsr.ac.in

www.nimcet.in & <https://nimcet.admissions.nic.in>

Helpline number: 9341519389

